

knit finger puppets

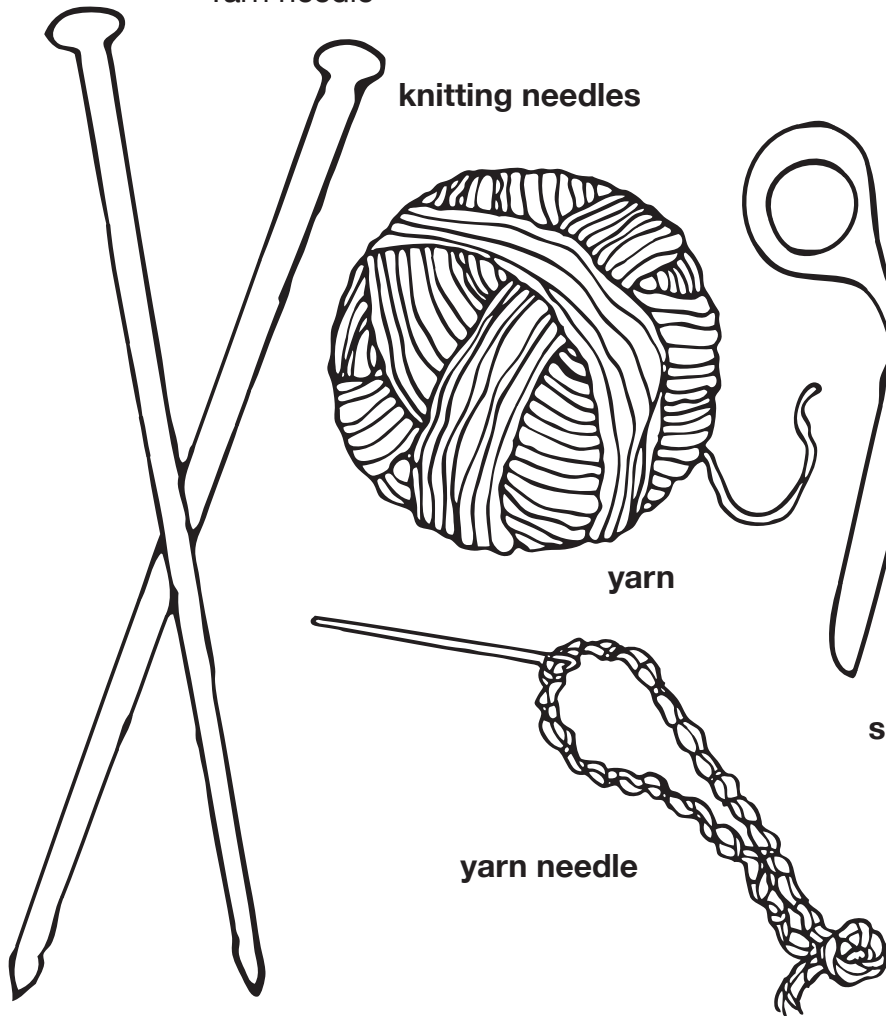
YOU'LL NEED

- Knitting needles
- Yarn
- Scissors
- Yarn needle

STEP-BY-STEP INSTRUCTIONS

1. Knit* a finger-sized tube and stitch one end closed.
2. If you don't know how to knit a tube, knit a finger sized rectangle that is wide enough to wrap around your finger. Stitch the sides and top end closed to make a tube. Now you have a puppet!
3. Accessorize your puppet with yarn features such as eyes, arms, pom-poms or braids.

***LEARN HOW TO KNIT** ask a knitter to show you how
OR
find a tutorial on the internet

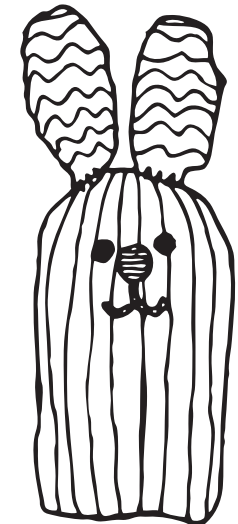
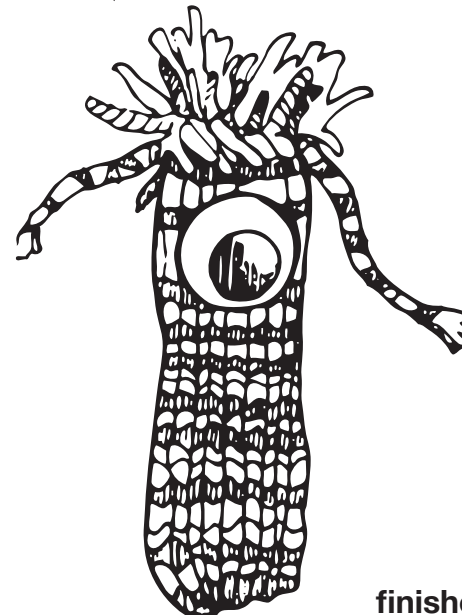



knitting needles

yarn

scissors

yarn needle



finished puppets